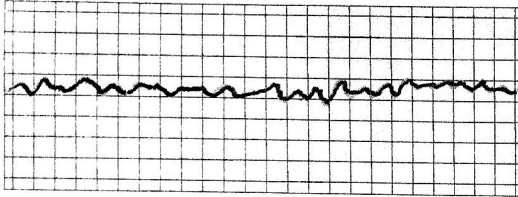


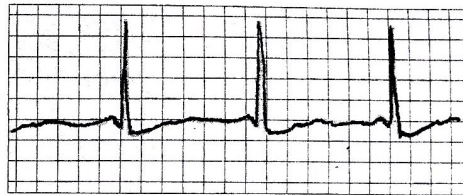
## Warm up

Identify each of the rhythms seen in the EKG strips below.

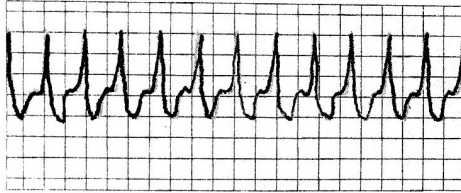
1



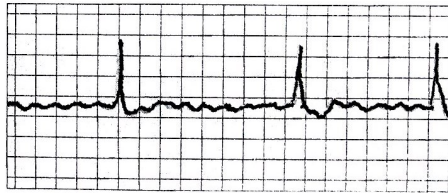
2



3



4



defibrillation   Atrial fibrillation   Heart Murmur  
Ventricular fibrillation   Tachycardia   Bradycardia

- 1.
- 2.
- 3.
- 4.

## Cardiac Cycle and Heart Sounds

name:

### Two Phases

1. Systole -

2. Diastole -

1. Atrial Systole (AS) -

2. Ventricular Systole (VS) -

3. Ventricular Diastole -

4.

## **Cardiac (heart) Sounds**

LUB -

dub -